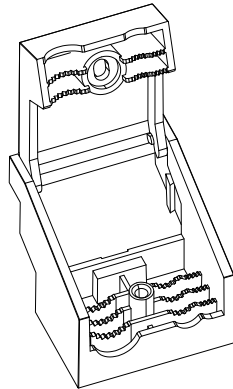


## Strain Relief Series

Product code: SR\_CC53

- Innovative accessory, enables easy independent installation of compatible plastic case compact LED drivers and looping of the input cables
- Easy installation with screwless cable clamps
- Sturdy structure, compatible with cables of different thickness


IEC Halogen free



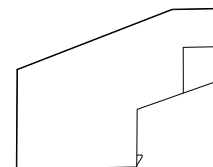
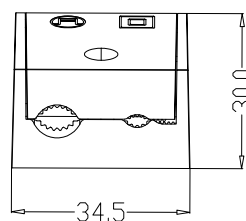
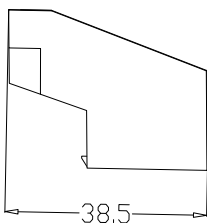
SR\_CC53

### PACKAGE CONTENTS

One set of Small side cover strain relief consists of the following parts:



- Cover part
- Bottom part
- Looping connector
- One screw, two crimping plates
- Have a  symbol.
- Pre-cut wires for looping connector wiring inside the strain relief (available on request)
- For Active+ / Freedom drivers, the Small side cover model available with 2 pre-cut wires and 3-pole looping connector for optimal sensor / control unit / Node cable installation

### DIMENSIONS



Tolerance for dimensions  $\pm 0.1$  mm

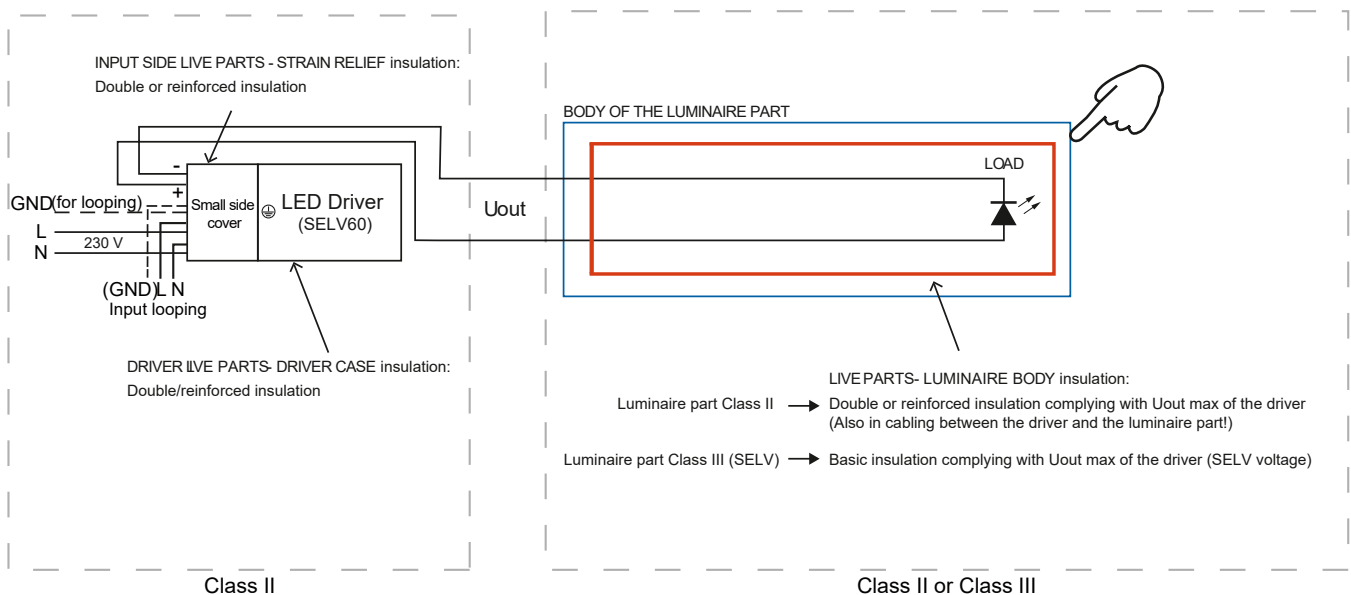
# Suitability for different LED drivers



CC53:CC53W500-1400 DALI NFC, CC53W500-1400 NFC   
 CC53W650-1400 DALI, CC53W650-1400 



The above mentioned compact LED drivers are Class II devices that have double or reinforced insulation between live electrical parts and accessible parts of the driver and no earthing terminal. However, if present in the input cable, the earthing (GND) can be looped in the input looping connector to the next driver or device.

When installing above mentioned Helvar Class II drivers independently with CC53 Small side cover strain reliefs, these drivers have isolated SELV output. The accessible parts of both the cabling and the luminaire part must have then basic isolated according to  $U_{out}$  max of the driver (SELV voltage). In addition to this, the operating conditions of the driver in independent installation may never exceed the specifications as per the product datasheet.

Required insulations illustrated in the figure below. It is always the integrator's responsibility to ensure that the combination of the driver and the luminaire part complies with the relevant safety standards (e.g. IEC / EN 60598-1).



Because of the regulations, the Class II drivers designed for built-in usage, marked with symbol , must be marked with the symbol of  (double square) when fitted with accessories making it suitable for independent installation.

Thus, when installing the CC53 Small side cover strain reliefs to Class II KGP drivers marked with the symbol , The drive casing or strain relief device must have a  symbol on it.

Attach the sticker, when using the Small side cover strain relief with the following drivers:

CC53W500-1400 DALI NFC	CC53W500-1400 NFC
CC53W650-1400 DALI	CC53W650-1400

**LIMITATION OF LIABILITY. ALWAYS CHECK AND FOLLOW EXACT REGULATIONS FROM LATEST RELEVANT IEC/EN STANDARDS.**

# Thermal considerations

The Small side cover strain reliefs are designed and tested to comply with the luminaire standard EN IEC 60598-1:2021 +A11:2022 where applicable. When combining the strain reliefs and drivers for independent installation of the drivers, it is always the re-sponsibility of the integrator to ensure that the combination complies with the relevant standards (e.g. IEC / EN 60598-1).

Thermal design of the luminaire system is important for the safety, reliability and lifetime of the system. Datasheets give guidelines what range of ambient temperature is recommended for the driver in built-in and in independent usage, but in both environments it is always the responsibility of the integrator to ensure that the Tc point temperature does not exceed the Tc max temperature specified in the product datasheet.

# Installation, mechanical and chemical considerations

- Do not assemble the Small side cover strain reliefs into place in cold environments (<5 °C)
- When installing the strain reliefs, refer to the separate installation guide
- The protection class of the final installation must be adequate for the application
- While handling the strain reliefs avoid excess mechanical stress or pressure applied to them
- Avoid dropping of the strain reliefs
- Mechanical modifications (drilling, milling, sawing or cutting of the strain reliefs) are not permitted

Chemical substances may cause damage to the Large side cover strain reliefs.

Avoid materials and substances containing:

- Acetone, ketones, ethers, and aromatic and chlorinated hydrocarbons
- Aqueous or alcoholic alkaline solutions, ammonia gas and its solutions and amines

Do not expose Small side cover strain reliefs to steamy environments.

# Safety Tips:

1. Please keep this equipment away from humidity;
2. The external cable at input and output shall be installed by a qualified electrician, the current of each load and total output power of all loads shall not be over the specified as label value
3. for safety reason, the equipment should only be opened by qualified technician;
4. If one of the following situations occurred, get the equipment checked by a qualified technician;
  - a- Liquid has penetrated into the equipment;
  - b- The equipment has been exposed to moisture;
  - c- The equipment does not work well or you can not get it work according to the user manual;The equipment has dropped and damaged;
  - d- If the equipment has obvious sign of breakage.
5. The product only can connected with LED module only;
6. Between the primary terminal and the secondary terminal satisfy reinforced insulation;
7. The product is classified as SELV independent controlgear.
8. Do not dispose of electrical appliances as unsorted municipal waste, use separate collection facilities. Contact your local government for information regarding the collection systems available. If electrical appliances are disposed of in landfills or dumps, hazardous substances can leak into the groundwater and get into the food chain, damaging your health and well-being.

Standard cable clamp (secondary) : SR\_CC21-30-44 SR\_CC53 SR\_CC15-23-36